



# College & Career: Every Student Graduates Ready for College and Careers

## Goal 4 - Keystone Proficiency

School Code | 3332 School Name | Mariana Bracetti Academy Charter School

**Goal 4:** The percentage of students who are proficient on all three state high school assessments (Algebra, Literature, and Biology) by the end of their 11th grade year will grow from 26.1% in August 2019 to 52.0% by August 2026.

### % of 11th Graders Proficient on Algebra, Biology, & Literature Keystones

**All Students**, 115 students

**Score: 83.5 %**



**2021-2022 Target: 31.7 %**

51.8 pts above target

**2025-2026 Goal: 52.0 %**

31.5 pts above target



- Meeting Target
- Not Meeting Target

**American Indian / Alaskan Native**

Insufficient Sample

**Asian**

Insufficient Sample

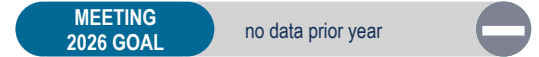
**Black / African American**

Insufficient Sample

**Hispanic / Latino**, 89 students

**Score: 82.0 %**

50.3 pts above target



**Multi Racial / Other**

Insufficient Sample

**Native Hawaiian / Pacific Islander**

Insufficient Sample

**White**

Insufficient Sample

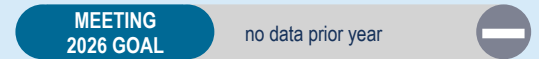
**English Learners**

Insufficient Sample

**Students with IEPs**, 31 students

**Score: 83.9 %**

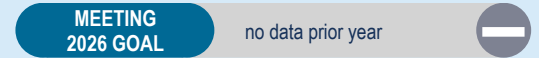
52.2 pts above target



**Economically Disadvantaged**, 115 students

**Score: 83.5 %**

51.8 pts above target



# College & Career: Every Student Graduates Ready for College and Careers

## Goal 5 - Career and Technical Education

## Graduation and College Readiness

School Code | 3332 School Name | Mariana Bracetti Academy Charter School

**Goal 5:** The percentage of Career and Technical Education (CTE) students who pass an industry standards-based competency assessment by the end of their 12th grade year will grow from 54.5% in August 2019 to 80.0% in August 2026.

### % of 12th Grade CTE Students Meeting Industry Standards

#### All Students

Data Unavailable

### AP, IB, or Dual Enrollment Course Metrics

5.7 %

*% of Students Meeting Standard on AP Exam, on IB Exam, or in Dual Enrollment Course by End of 12th Grade*

15.3 %

*% of Students Participating in but Not Meeting Standard on AP Exam, IB Exam, or Dual Enrollment Course by the End of 12th Grade*

79.0 %

*% of Students Not Participating in AP Exam, IB Exam, or Dual Enrollment Course by the End of 12th Grade*

### Other Key Metrics

81.3 %

*Ninth-Grade On-Track Rate*

33.3 %

*First-Fall Matriculation*

45.2 %

*% of Students Completing the FAFSA by End of 12th Grade*

- Meeting Target
- Not Meeting Target

# College & Career: Every Student Graduates Ready for College and Careers

## Graduation and College Readiness

School Code | 3332 School Name | Mariana Bracetti Academy Charter School

### Four-Year Cohort Graduation Rate

All Students, 131 students

Score: 91.6 %



2021-2022 Target: 87.7 %  
3.9 pts above target

2025-2026 Goal: 90.0 %  
1.6 pts above target



- Meeting Target
- Not Meeting Target

American Indian / Alaskan Native

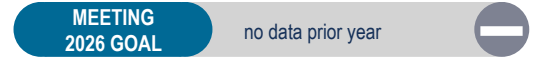
Insufficient Sample

Asian

Insufficient Sample

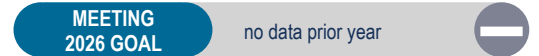
Black / African American, 31 students

Score: 93.6 %  
5.9 pts above target



Hispanic / Latino, 86 students

Score: 90.7 %  
3.0 pts above target



Multi Racial / Other

Insufficient Sample

Native Hawaiian / Pacific Islander

Insufficient Sample

White

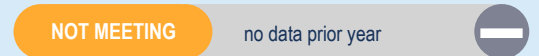
Insufficient Sample

English Learners

Insufficient Sample

Students with IEPs, 35 students

Score: 82.9 %  
-4.8 pts from target



Economically Disadvantaged

Insufficient Sample

# College & Career: Every Student Graduates Ready for College and Careers

## Graduation and College Readiness

School Code | 3332 School Name | Mariana Bracetti Academy Charter School

### Four-Year Cohort Drop-Out Rate

### Four-Year Cohort Continuation Rate

#### All Students

7 out of 131 students

Score: 5.3%

#### All Students

4 out of 131 students

Score: 3.1%

#### American Indian / Alaskan Native

Insufficient Sample

#### American Indian / Alaskan Native

Insufficient Sample

#### Asian

Insufficient Sample

#### Asian

Insufficient Sample

#### Black / African American

2 out of 31 students

Score: 6.5%

#### Black / African American

0 out of 31 students

Score: 0.0%

#### Hispanic / Latino

5 out of 86 students

Score: 5.8%

#### Hispanic / Latino

3 out of 86 students

Score: 3.5%

#### Multi Racial / Other

Insufficient Sample

#### Multi Racial / Other

Insufficient Sample

#### Native Hawaiian / Pacific Islander

Insufficient Sample

#### Native Hawaiian / Pacific Islander

Insufficient Sample

#### White

Insufficient Sample

#### White

Insufficient Sample

#### English Learners

Insufficient Sample

#### English Learners

Insufficient Sample

#### Students with IEPs

4 out of 35 students

Score: 11.4%

#### Students with IEPs

2 out of 35 students

Score: 5.7%

#### Economically Disadvantaged

Insufficient Sample

#### Economically Disadvantaged

Insufficient Sample

# Climate, Culture & Opportunity

## Guardrail 1 - Welcoming and Supportive Schools

School Code | 3332 School Name | Mariana Bracetti Academy Charter School

**Guardrail 1:** Every school will be a safe, welcoming and healthy place where our students, staff and community want to be and learn each day. This means that our schools will be: 1) environmentally safe and clean; and 2) spaces with inclusive climates that provide students with access to robust social, emotional, and mental health supports.

School Climate Score	School Climate Survey		
Insufficient Sample	Insufficient Sample <i>Student Rating</i>	Insufficient Sample <i>Parent Rating</i>	Insufficient Sample <i>Teacher Rating</i>
School Instruction Score	School Instruction Survey		
Insufficient Sample	Insufficient Sample <i>Student Rating</i>	Insufficient Sample <i>Parent Rating</i>	Insufficient Sample <i>Teacher Rating</i>

- Meeting Target
- Not Meeting Target

 **Not Applicable**



School Has at Least 2 Behavioral/Mental Health Support FTEs per 500 Students

# Climate, Culture & Opportunity

## Guardrail 1 - Welcoming and Supportive Schools

School Code | 3332 School Name | Mariana Bracetti Academy Charter School

**Guardrail 1:** Every school will be a safe, welcoming and healthy place where our students, staff and community want to be and learn each day. This means that our schools will be: 1) environmentally safe and clean; and 2) spaces with inclusive climates that provide students with access to robust social, emotional, and mental health supports.

% of Students Attending at Least 95% of Instructional Days	% of Students Attending			
<p><b>All Students: 516 Students</b></p> <p style="text-align: center;"><b>Score: 29.7 %</b></p>  <p>2021-2022 Target: 52.9 % -23.2 pts from target</p> <p>2025-2026 Goal: 60.0 % -30.3 pts from target</p> <p>NOT MEETING <span style="float: right;">no data prior year</span></p>	<p><b>Greater Than 95% of Instructional Days</b> 29.7 %</p>	<p><b>90-95% of Instructional Days</b> 24.2 %</p>		
<p><b>All Students: 516 Students</b></p> <p style="text-align: center;"><b>Score: 53.9 %</b></p>  <p>2021-2022 Target: 82.3 % -28.4 pts from target</p> <p>2025-2026 Goal: 94.0 % -40.1 pts from target</p> <p>NOT MEETING <span style="float: right;">no data prior year</span></p>	<p style="text-align: center;"><b>Additional Metrics</b></p> <table border="0" style="width: 100%;"> <tr> <td style="width: 50%; text-align: center;"> <p>Not Applicable</p> <p><i>% of Teachers Attending at Least 95% of Work Days (Cumulative)</i></p> <p>Not Applicable</p> <p><i>% of Teachers Receiving a Proficient MMS Rating</i></p> </td> <td style="width: 50%; text-align: center;"> <p>Not Applicable</p> <p><i>Teacher Annual Retention</i></p> <p>Not Applicable</p> <p><i>% of Teachers Receiving a Distinguished MMS Rating</i></p> </td> </tr> </table>		<p>Not Applicable</p> <p><i>% of Teachers Attending at Least 95% of Work Days (Cumulative)</i></p> <p>Not Applicable</p> <p><i>% of Teachers Receiving a Proficient MMS Rating</i></p>	<p>Not Applicable</p> <p><i>Teacher Annual Retention</i></p> <p>Not Applicable</p> <p><i>% of Teachers Receiving a Distinguished MMS Rating</i></p>
<p>Not Applicable</p> <p><i>% of Teachers Attending at Least 95% of Work Days (Cumulative)</i></p> <p>Not Applicable</p> <p><i>% of Teachers Receiving a Proficient MMS Rating</i></p>	<p>Not Applicable</p> <p><i>Teacher Annual Retention</i></p> <p>Not Applicable</p> <p><i>% of Teachers Receiving a Distinguished MMS Rating</i></p>			

- Meeting Target
- Not Meeting Target

# Climate, Culture & Opportunity

## Guardrail 2 - Enriching and Well-rounded School Experiences

## Guardrail 3 - Partnering with Parents / Family Members

School Code | 3332 School Name | Mariana Bracetti Academy Charter School

**Guardrail 2:** Every student will have a well-rounded education with co-curricular opportunities, including arts and athletics, integrated into the school experience.

**Guardrail 3:** Every parent and guardian will be welcomed and encouraged to be partners in their child's school community.

### % of Students Participating in Co-Curricular / Athletics Activities

### School Relationship Score

*% of Students  
Participating in Co-  
Curricular / Athletics  
Activities*

**Data Unavailable**

**Insufficient Sample**

### Additional Metrics



**Not Applicable**

*School Has a SAC/Parent Advisory Group*



**Not Applicable**

*School Has a SAC/Parent Advisory Group That Meets Regularly*



**Not Applicable**

*Number of SAC/Parent Advisory Group Meetings*

- Meeting Target
- Not Meeting Target



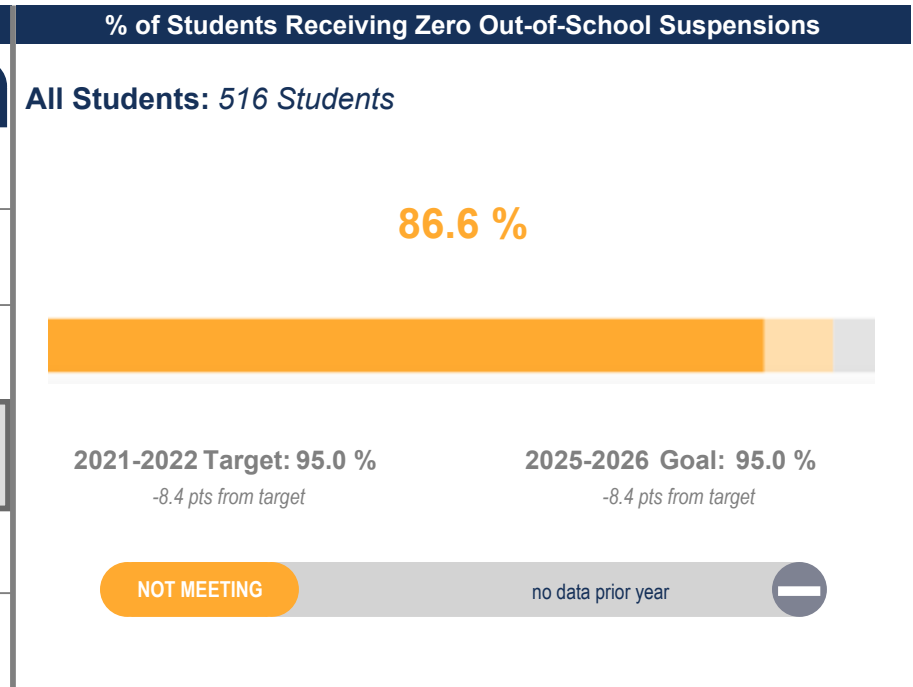
# Climate, Culture & Opportunity

## Guardrail 4 - Addressing Racist Practices

School Code | 3332 School Name | Mariana Bracetti Academy Charter School

**Guardrail 4:** Our students' potential will not be limited by practices that perpetuate systemic racism and hinder student achievement.

Suspension Disproportionality		
	% of Enrollment (Total Enrollment)	% of Suspensions Given to Each Subgroup
All Students	(495)	
American Indian / Alaskan Native	0.2 % (1)	0.0 %
Asian	0.6 % (3)	0.0 %
Black / African American	20.6 % (102)	24.2 %
Hispanic / Latino	73.3 % (363)	71.7 %
Multi Racial / Other	2.2 % (11)	0.0 %
Native Hawaiian / Pacific Islander	0.0 % (0)	0.0 %
White	3.0 % (15)	4.0 %
English Learners	11.9 % (59)	6.1 %
Students with IEPs	27.3 % (135)	44.4 %
Economically Disadvantaged	90.9 % (450)	82.8 %



### Disproportionality in AP, IB, and Dual Enrollment Courses

All Students	Black / African American	Hispanic / Latino
21.8 %	17.2 %	23.3 %

- Meeting Target
- Not Meeting Target